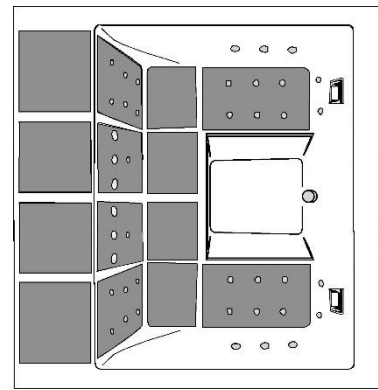
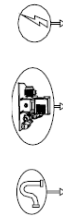


LOUNGE CONCEPT IV



TECHNICAL INFORMATION

Dimensions	2.20 x 2.40 x 0.80 m
Shell	Coril® - Any color shell
Panels	AluPanels
Weight without water	490 Kg
Weight with water	2140 Kg
Volume	4.2 m ³

EQUIPMENT SPECIFICATIONS

Seats	4-6 (with 2 lounged)
Filter	2 (1.1 m ²)
Cover	1
Water Capacity	1650 l
Drain Valve	1

TECHNICAL SPECIFICATIONS

	DESIGN	SUPREME
Jets	45	50 *
Circulation Pump	-	1 – 60 W
Circulation / Massage Pump	1 – 370 / 1500 W	-
Massage Pump	-	2 – 370/1500 W
Blower	1 – 1030 W	1 – 1030 W
Disinfection system	Ozone	UV & Ozone
Control box with heater	1 – 3000 W	1 – 3000 W
Illumination	Multipoint RGB Leds	Multipoint RGB Leds

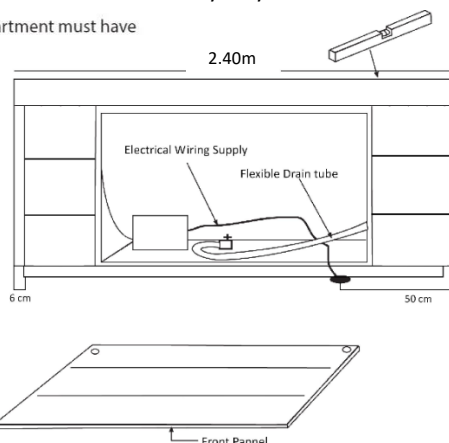
ELECTRICAL SPECIFICATIONS

	DESIGN	SUPREME
Voltage	220-240 V ~	220-240 V ~ or 380-415 V ~
Max Absorbed Power	3370 W	3910 W
Frequency	50 Hz	50 Hz
Amperage	16A	20A or 3x16A

* Number of jets may depend to the choice of the V-Jets option (standard configuration is C6+A3+E6+G6)

Note : the standard measures may vary ±2cm

Motor compartment must have easy access.



IMPORTANT: The equipment must be connected to an exclusive and permanent power line capable to support installed power. Lighting and electrical receptacles must be located at least 1.5 meters from the equipment.

The circuit ground wire must be provided to take advantage of the designed-in safety features of the equipment.

The electric installation must be in accordance with actual legislation.